



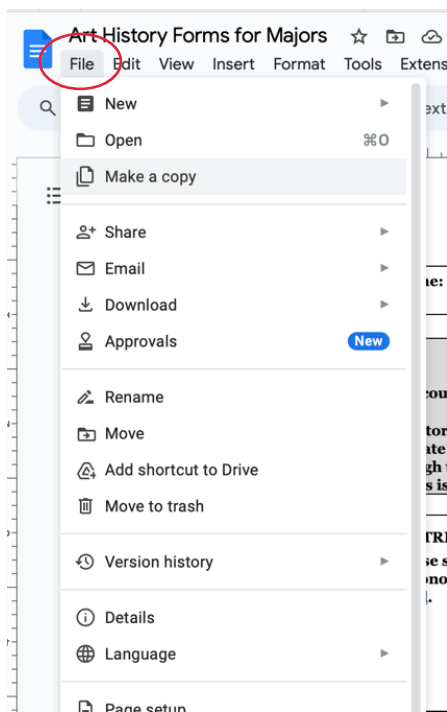
Below are instructions to make your personalized copy of the UChicago Art History Major or Minor form. With your personalized form, you can make updates in real time to show the classes you plan on taking and your goals completed.

## 1.

Please click on the link to the [Major Form](#) or [Minor Form](#) (you will make a copy of one or the other depending on your declaration.)

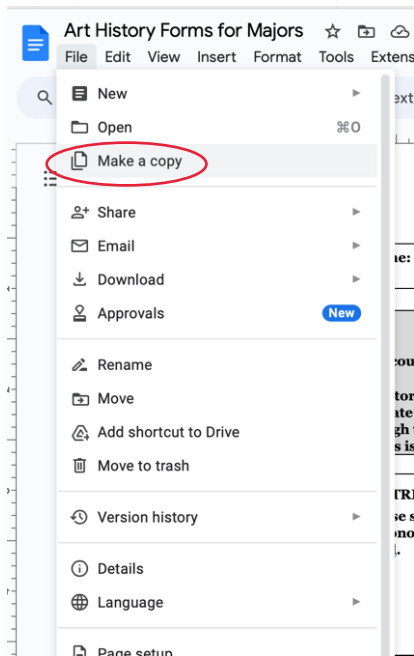
## 2.

Go to file and click make a copy. Title it your first and last name as well as form for majors or minors



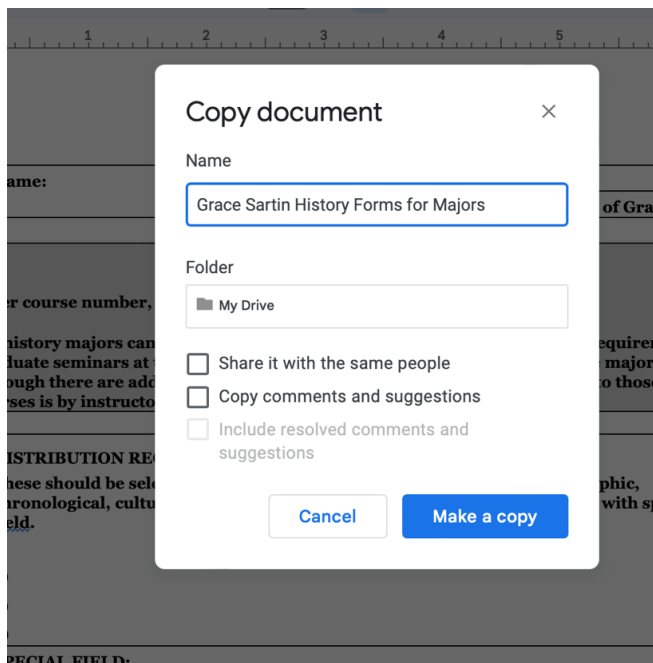
### 3.

Go to file and click make a copy.



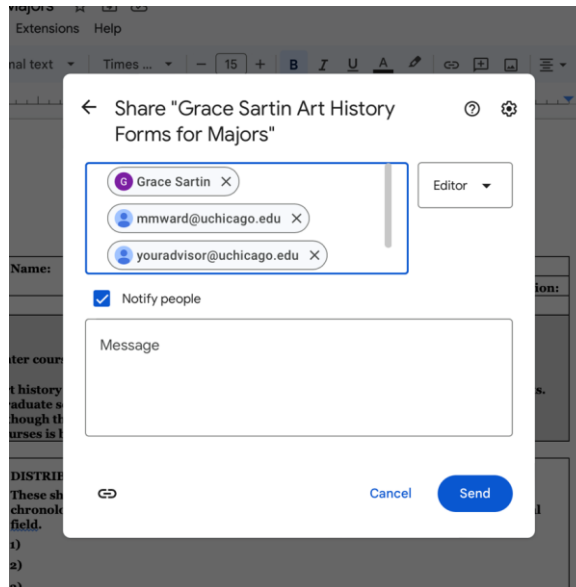
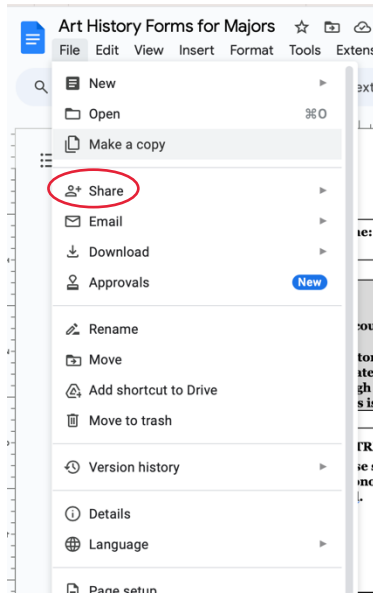
### 4.

Title it your first and last name as well as form for majors or minors



## 5.

On the new document click the share button. Please share the document with the ASA, Grace Sartin ([sarting@uchicago.edu](mailto:sarting@uchicago.edu)), Director of Undergraduate Studies, Martha Ward ([mmward@uchicago.edu](mailto:mmward@uchicago.edu)), and your college advisor.



## Finished!

You and the relevant UChicago staff should now be able to view and make edits to your document at any time